
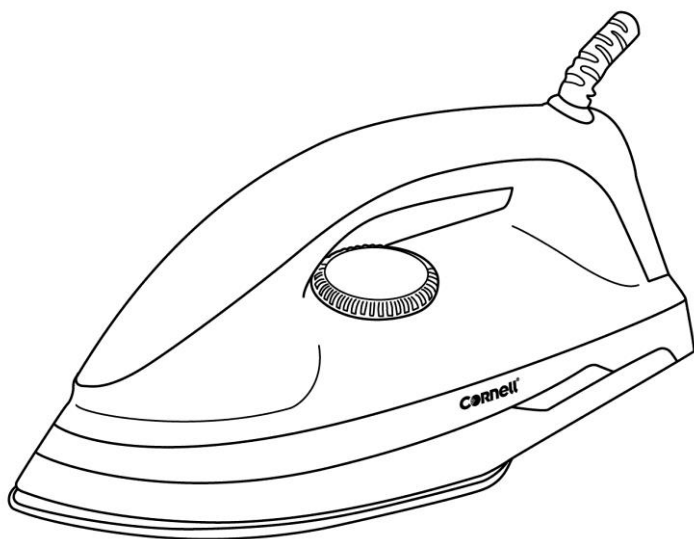


CORNELL®



User Manual



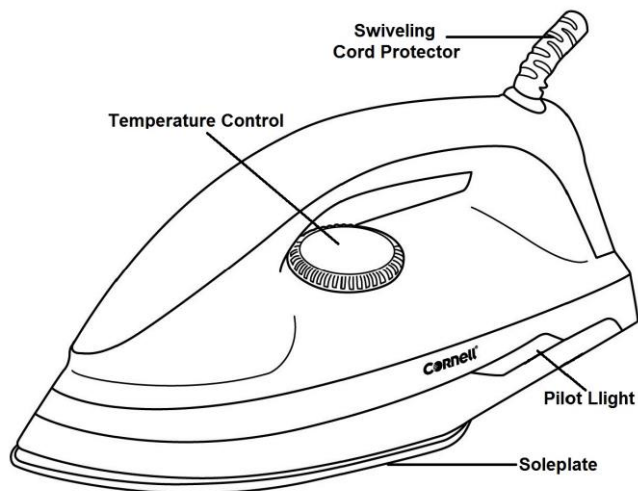
Dry Iron

CI-SP2H

General Safety Precautions

- 1) Always switch off and unplug the appliance from the main electrical supply **BEFORE** cleaning and also when the appliance is not in use.
- 2) **NEVER IMMERSE THE APPLIANCE, POWER CORD OR PLUG INTO WATER OR OTHER LIQUIDS.** See section on “Care and Cleaning”.
- 3) Close supervision is needed when operating appliance near children. Ensure the electrical cord does not hang over the work surface.
- 4) This product must not be left unattended while it is connected to the mains supply.
- 5) Always connect the power cord to the appliance **BEFORE** you plug in to the main electrical supply. To disconnect the appliance, switch off the main electrical supply before removing the plug from the appliance.
- 6) Do not operate the appliance with a damaged cord set, or plug. Any repairs should always be carried out by the Customer Service Centre or by an authorized service centre.
- 7) Do not place the appliance on or near a hot gas or electric burner, in a heated oven, or near easily flammable material.
- 8) Do not use outdoors or while standing in a damp area.
- 9) Do not use appliance for anything other than its intended use.
- 10) Always place appliance on a flat sturdy surface. When moving appliance, always take precaution not to touch hot surfaces. Extreme caution must be used when moving an appliance containing hot liquids.
- 11) Use of accessories or equipment not supplied by the manufacturer may cause damage or malfunctioning of your appliance or result in bodily injuries.

Parts Identification



Specifications

MODEL	CI-SP2H
RATED VOLTAGE	220-240V~
RATED WATTAGE	1000W
FREQUENCY	50/60Hz

Operating Instructions

1. Some parts of the iron have been slightly greased. This may cause the iron to emit some smoke when you switch it on for the first time and will cease shortly. This is normal.
2. Remove any stickers or protective foil from the soleplate. Clean the soleplate with a soft cloth.
3. Protect the soleplate in case of being left with some nick.
4. Textile which has been applied (gloss, crinkle, relief etc.) is best ironed at lower temperatures.
5. Sort the laundry according to ironing temperature: put wool with wool, cotton with cotton, etc. The iron heats up more quickly than it cools down. Therefore, start ironing articles that need to be ironed at lowest temperature, such as those made of synthetic fiber.
6. Temperature guide

Follow the ironing instructions on the garment label. If there are no instructions but you do know the kind of fabric, please consult the table.

Warning: *If the fabric consists of various kinds of material, always select the temperature required by the most delicate fabric.*

Fabric	Temperature Control	Ironing Methods
Synthetic fabric nylon	.	Iron the reverse side of the material
Silk wool	..	Iron the reverse side of the material to prevent shiny spots.
Cotton linen	...	Iron the reverse side of the material

Care and Cleaning

1. CAUTION: Ironing over zippers/rivets on jeans, etc may scratch the soleplate.
2. Turn the temperature knob to position “0” before unplug the appliance from the main power. Stand the iron upright and let the iron to cool completely before cleaning and storing.
3. Wipe the soleplate with a damp cloth and using a non-abrasive cleaner.
4. If the power cord is damaged, it must be replaced by a qualified service agent to avoid hazards.

If the problem cannot be solved after referring to the above guides, please contact the nearest service center or their representatives.

Correct Disposal of this product



This marking indicates that this product should not be disposed with other household wastes throughout the EU. To prevent possible harm to the environment or human health from uncontrolled waste disposal, recycle it responsibly to promote the sustainable reuse of material resources. To return your used device, please use the return and collection systems or contact the retailer where the product was purchased. They can take this product for environmental safe recycling.



Marketed by:

CORNELL SALES & SERVICE SDN BHD (604369-P)

Lot 11B, Jalan 223, Section 51A,
46100 Petaling Jaya,
Selangor Darul Ehsan, Malaysia.

InfoLine: 1-800-881-770
www.cornellappliances.com